

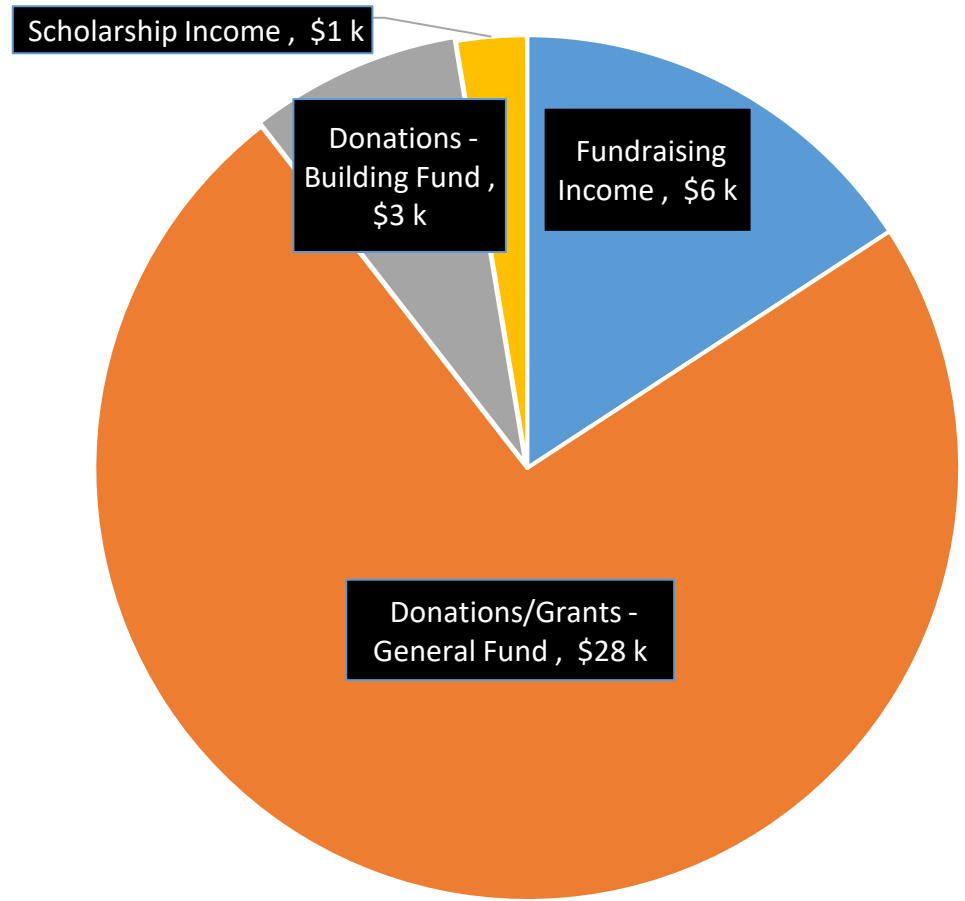
2022 AMIGA Income and Expense

Income Category	2022 Amount
Donations/Grants – General Fund	\$ 28,342
Donations/Grants – Building Fund	2,568
Fundraising Income	6,195
Scholarship Income	1,000
Interest Income	26
Total Income	\$ 38,131

Expense Category	2022 Amount
Travel Program Services	\$ 42,117
Building and Land Donation	190
Office Supplies & Services	120
Bank Service Charges	506
Total Expense	\$ 42,933

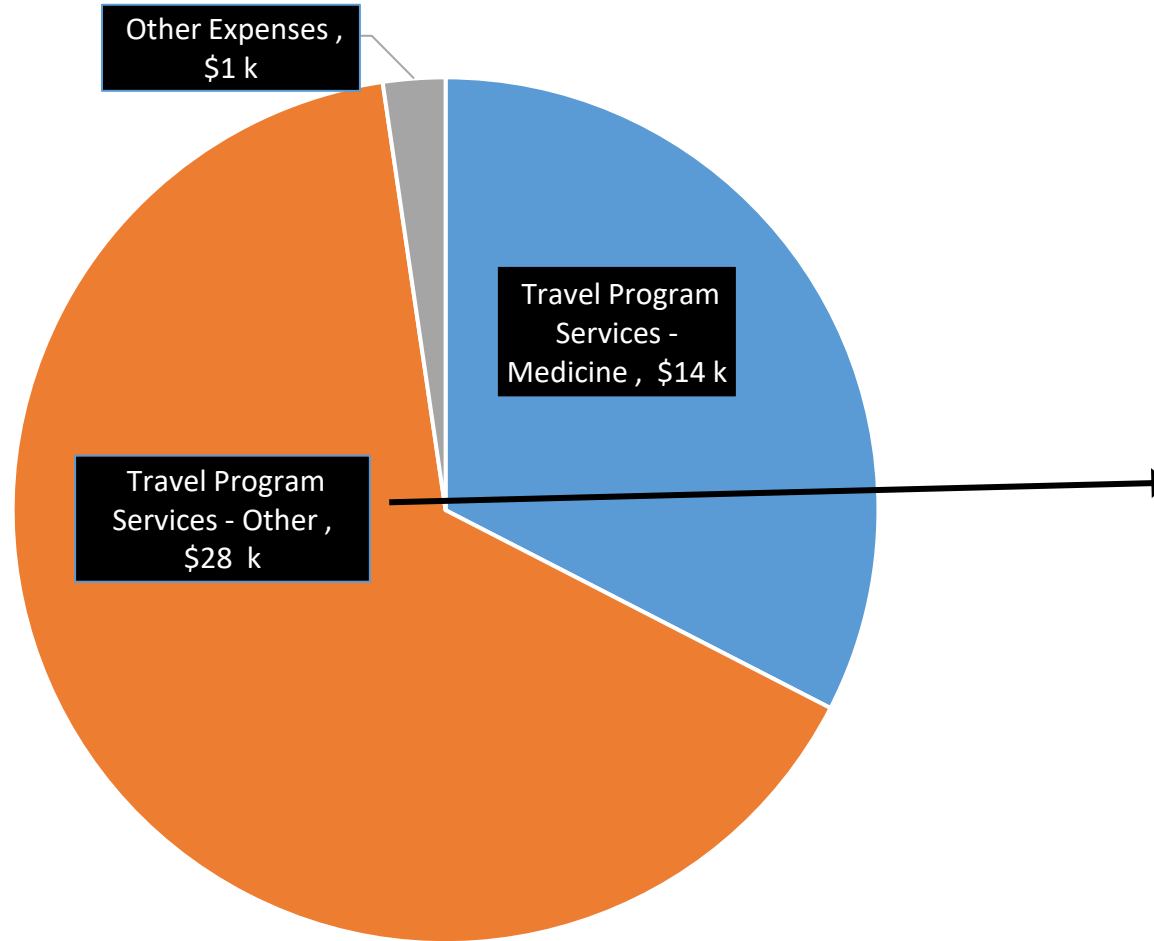
2022 AMIGA Income \$38K by Category

Figures in thousand of USD



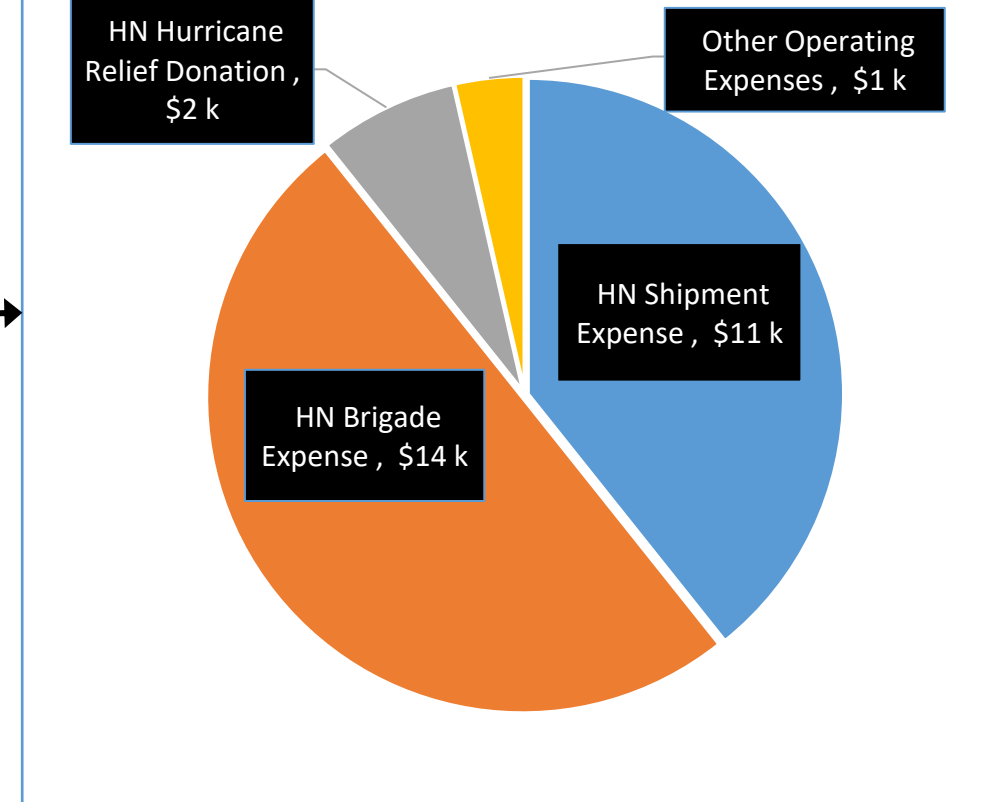
2022 AMIGA Total Expense \$43K by Category

Figures in thousand of USD



2022 AMIGA Travel Program Services - Other \$28K by Category

Figures in thousand of USD



HN = Honduras

2022 AMIGA Income and Expense Highlights

- **Income of \$38k was slightly lower than expense by \$5k as we had no fundraising events**
- **Received \$3k in donations for the Building Fund to support Honduran land renovations and future building to house volunteers and store medicine and supplies**
- **98% of expenditures are for Travel Program Services, the heart of AMIGA. The costs are primarily for**
 - **Medicine**
 - **Medical supplies**
 - **Shipping of such items to Honduras**
 - **Transportation/living expenses for volunteers on the Honduran Brigades**
 - **Property maintenance and utilities throughout the year**
- **All volunteer workforce**
- **Compared to 2021, Income decreased by \$37k driven by no church fundraising events**
- **Compared to 2021, Expense decreased by \$10k driven by one more shipment in 2021 to Honduras (primarily for Hurricane relief)**